

EU and National Monitoring Plans for Pesticides

Richard Fussell

Central Science Laboratory, York, UK

20 minutes



Scope of presentation

- National monitoring plans e.g. UK
- EU Co-ordinated Programme
- Further sources of information



National plans (e.g. UK)

- Risk based approach
- Aimed at assessing consumer exposure
- And compliance with current legislation
- UK Pesticides Safety Directorate (PSD) publish their draft plan on the web-site for comment
<http://www.pesticides.gov.uk/prc.asp?id=2139>
- EU countries operate similar schemes



UK Pesticide Residue Monitoring Plan

- Meets Commission Recommendation(2008/103/EC).
- Targeted sampling and analysis.
- Part funded through charge on industry.



UK Pesticide Residues Committee (PRC)

- Responsible for co-ordinating the programme
- Independent of Government

advice to: Ministers

Competent Authority (PSD)

Food Standards Agency (FSA)

- Planning the UK monitoring programme
- Peer review of analytical data (analytical sub-group)
- Evaluation of the results and recommendations



Annual programme overview

- 35 to 40 different commodities surveyed
- Around 4,000 samples analysed (5 laboratories)
- >200 pesticide residues sought
- Cost > 2 million Euros

Supplemented by industry data and other programmes



Sampling-what to test?

Depends on a number of factors

- How important the food is in our diet
(consumption data obtained from the FSA)
- Based on information from previous surveys
- Pesticide usage data
- Other findings - industry / other countries
- EU harmonised programme

UK Surveillance Programme 2007

Apples (EU)

Cabbage (EU)

Celery

Corn on the cob

Grapes

Herbs

Kiwifruit

Leeks (EU)

Lettuce (EU)

Peaches (EU)

Pears

Peppers (sweet)

Potatoes

Raspberries

Soft citrus

Speciality fruit

Squash

Strawberry (EU)

Sweet potatoes

Tomatoes (EU)

Bread

Noodles

Rye & Oats (EU)

Beef

Farmed fish

Milk

Pork

Turkey

Apple juice

Bottled water

Chocolate

Cider

Spices

Tinned peaches



Highest Priority Commodities

- Recent evidence of non compliance
- Evidence of exceedance of ARfD
- Residues expected
- Commodity of dietary importance
- Compliance with EU harmonised programme



Pesticides to be sought

Targeted- based on

- EU list
- Based on information from previous surveys
- Pesticide usage data
- Other findings - industry / other countries



Sampling design

- Geography
- Sampling points
 - retail outlets
 - wholesale/distribution centres
 - ports
- Market share



Sampling

- Retail samples –
 - taken by trained shoppers from a market research company
- Supply chain - wholesale markets, retail depots, ports, processors
 - taken by Defra officers (Horticultural Marketing Inspectorate and Plant Health Inspectorate)



Types of survey

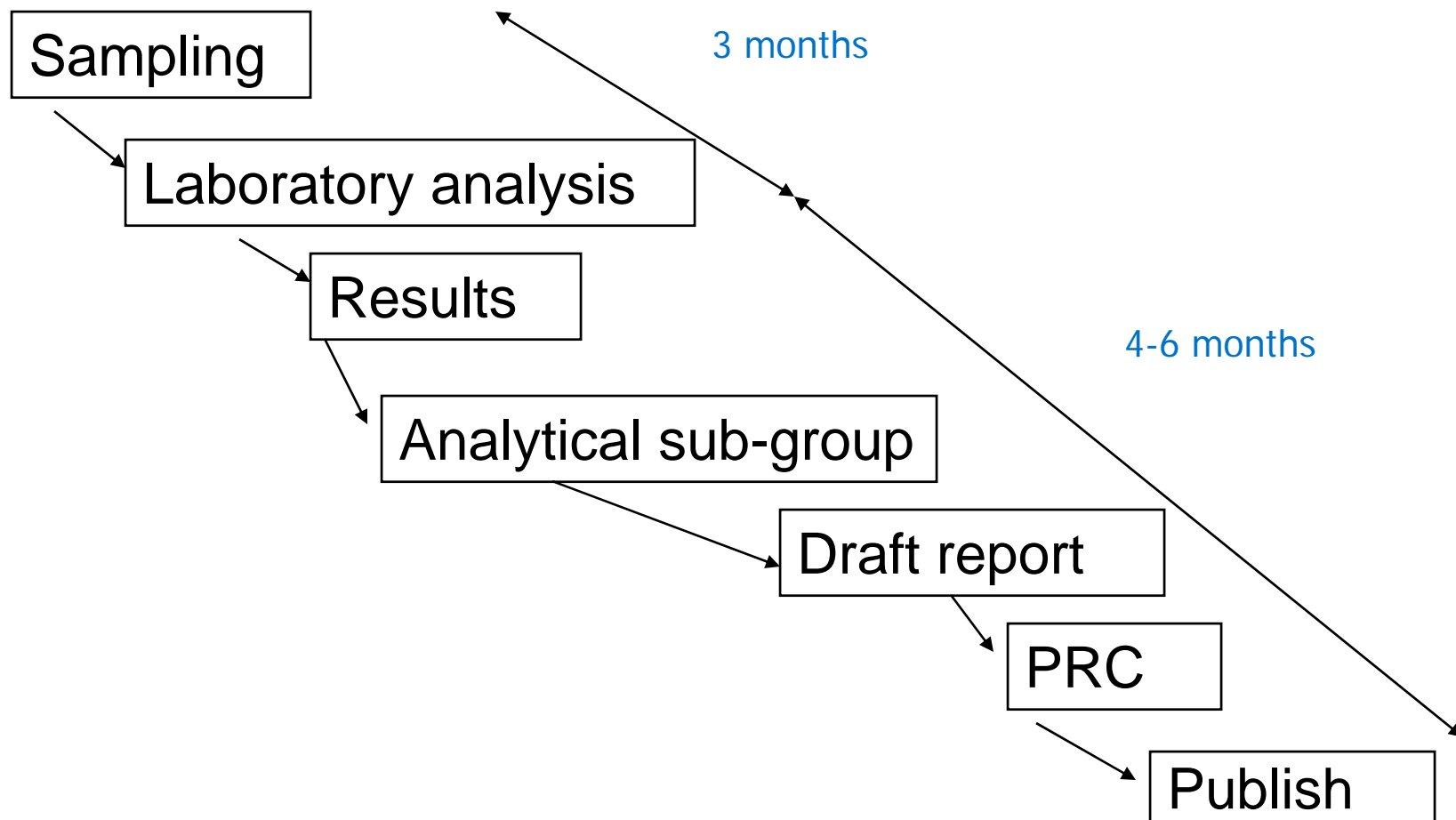
- Dietary staples (Bread, milk & potatoes)
 - 300 samples annually
- Rolling programme
 - Fruits & vegetables (>200 pesticides)
 - Cereals & cereal product (>100 pesticides)
 - Products of animal origin (>40 pesticides)
 - Others (infant foods, processed foods)
 - 36 to 300 samples per year
- EU harmonised programme
- Follow-up surveys

Follow-up actions

- Notify retailer and brand owner
- Notifying authorities in exporting country
- Use the rapid alert system (RASFF) but only after risk assessment identifies a health concern
- Enforcement action



Summary & timescale of enforcement programme



Note: Enforcement 24-48 hours

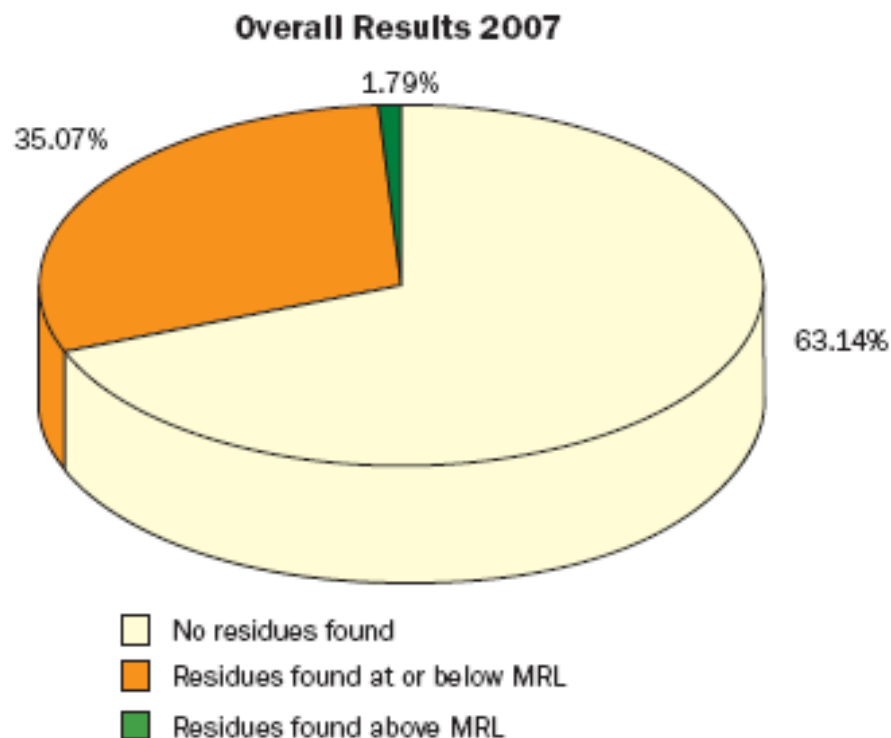


Dissemination of Results



Annual Report
of the
**PESTICIDE
RESIDUES
COMMITTEE**

2007



http://www.pesticides.gov.uk/prc.asp?id=2223&link=%2Fuploadedfiles%2FWeb_Assets%2FPRC%2F2007_PRC_Annual_Report.pdf



Coordinated Community Monitoring Programme (1)

Commission Recommendation (2008/103/EC)

Enables an estimation of dietary exposure to pesticides

- 20-30 food products constitute the major components of the European diet
- 8 products surveyed every year
- Sample numbers apportioned according to population



Coordinated Community Monitoring Programme (2)

Annex I

Sets out the pesticide/product combinations to be monitored

From 2008

Beans, carrots, cucumbers, oranges/mandarins
pears, potatoes, rice, spinach

From 2009

Include butter, ham and eggs



Coordinated Community Monitoring Programme (3)

Annex II

Minimum numbers of samples per commodity per member state

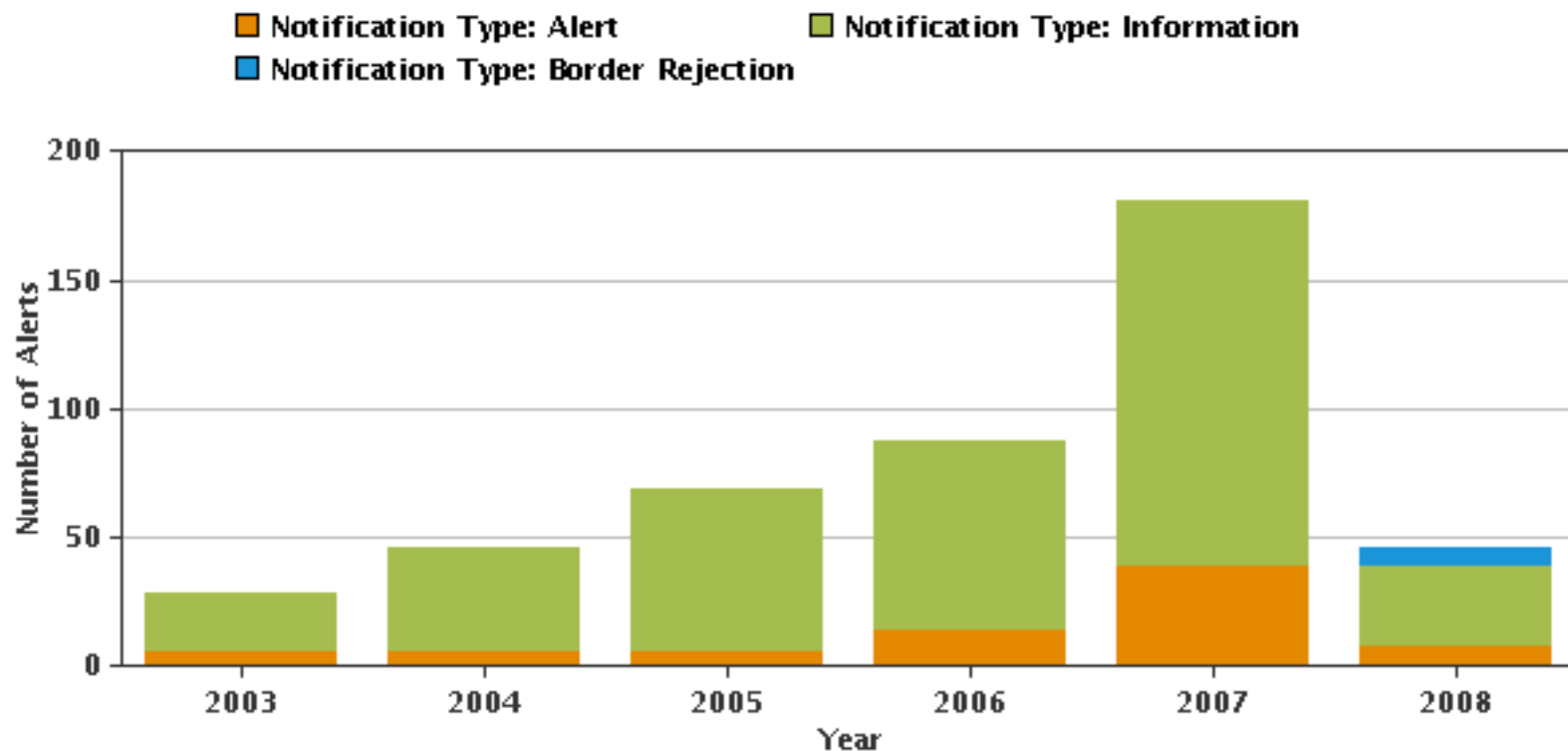
Varies from 12 (LU & MT) to 66 (FR & UK)

Reports (1996 to 2005) published at

http://ec.europa.eu/food/fvo/specialreports/pesticides_index_en.htm



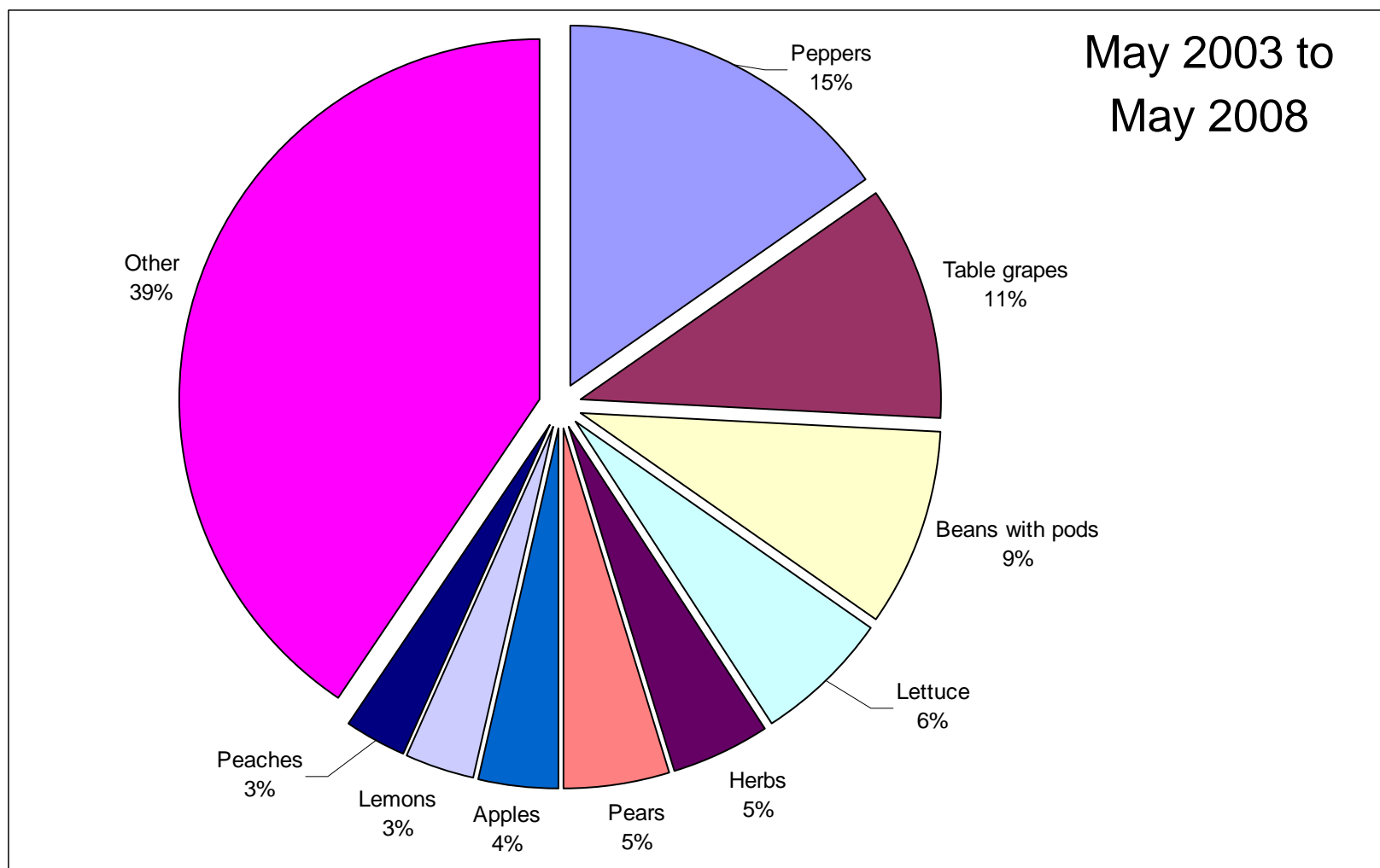
Trends in pesticide residues in food and feed



Source www.fc24.eu as of June 2008

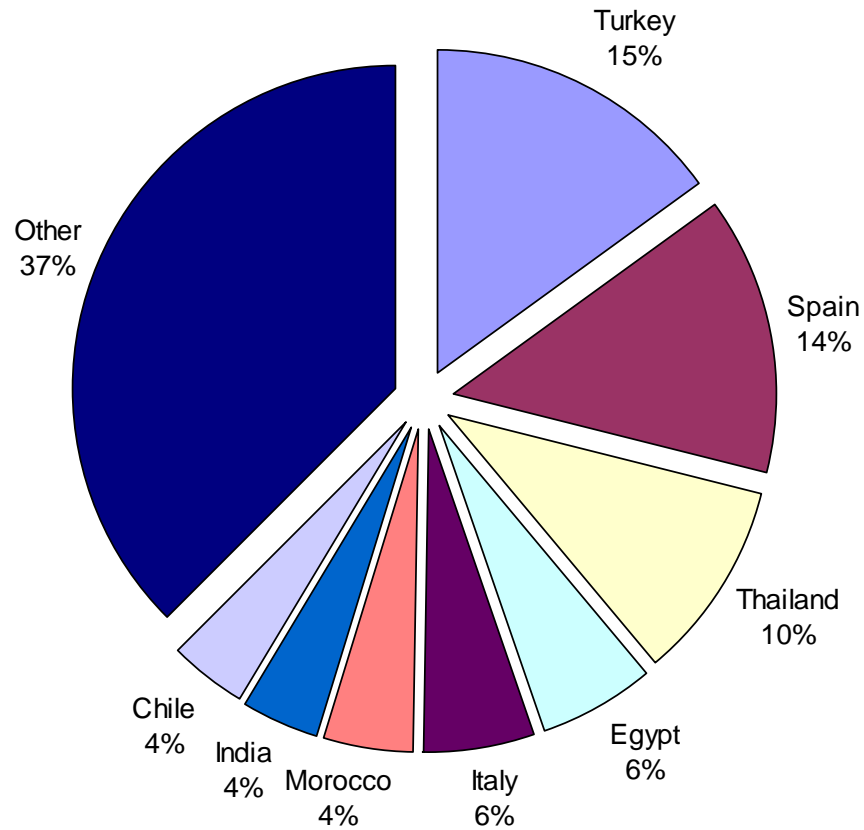


Commodities containing pesticides

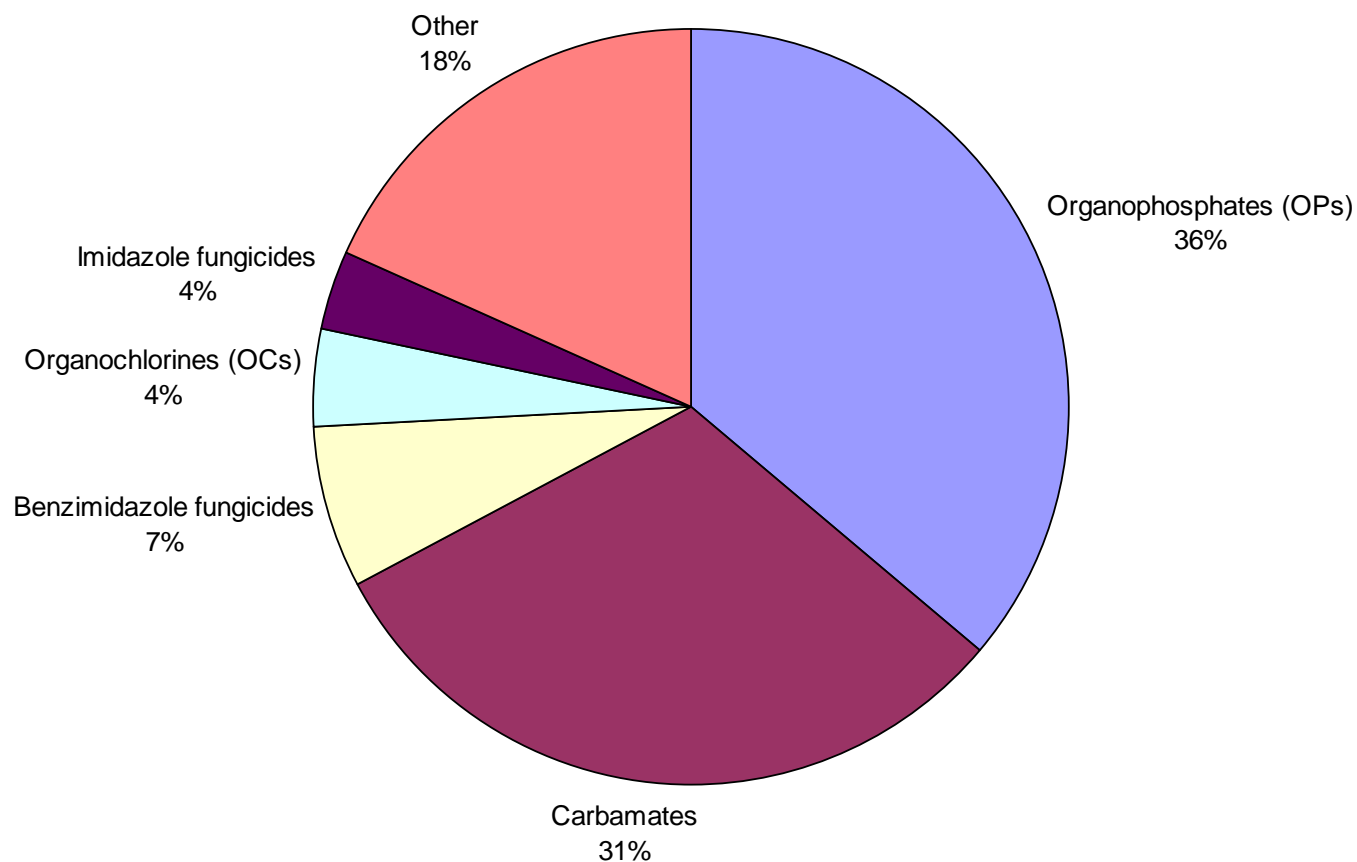


Countries of origin

May 2003 to
May 2008



Classes of pesticides in EU RASFFs



Sources of information

- EU Coordinated programme

http://ec.europa.eu/food/fvo/specialreports/pesticides_index_en.htm

- Member state information

<http://www.pesticides.gov.uk/prc.asp?id=2139>

